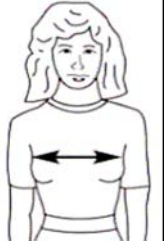

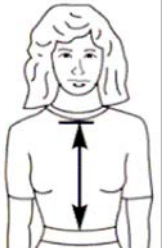
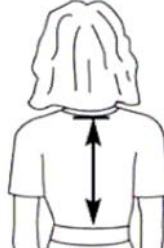
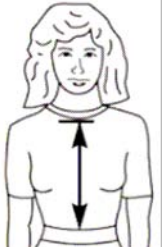



FEMALE ARMOR SIZING FORM

| | | | |
|-----------------------|-------------|--|--|
| Name: | | Date: | |
| Address: | | Point Blank Rep: | |
| City: | | Person Measuring: | |
| State: | Zip: | Sizing Procedure: Measure & determine size in the following sequence, then enter measurements in each box below. For best results - Take all measurements while person is wearing normal duty uniform. | |
| Agency: | | | |
| SRT Supply PO# | | | |
| Customer PO# | | | |

STANDING MEASUREMENTS

| CHEST | RIBCAGE | FRONT LENGTH | BACK LENGTH |
|---|--|--|---|
|  |  |  |  |
| Measure under the arms, across shoulder blades & around widest part of CHEST. | Measure around Back and across stomach above the Duty Belt at the widest section of the ABDOMEN. | Measure from top of STERNUM bone to the point two fingers width above the top of the duty belt while standing. | Measure from LARGE BONE at base of neck (center of back) to the point two fingers above the top of GUN BELT while standing. |

| Height | OFFICIAL USE ONLY | SITTING MEASUREMENTS | |
|-----------------------------|-------------------|--|---|
| | | FRONT | BACK |
| Weight | Front Size |  |  |
| Bra/Cup Size | Rear Size | | |
| VEST INFORMATION | | | |
| Body Armor: | | | |
| Outershells/Carriers: | | | |
| Accessories: | | | |
| Trauma Insert | Soft | Measure from top of STERNUM bone to the point two fingers width above the top of the duty belt while standing. | |
| | Hard | | |
| SPECIAL INSTRUCTIONS | | | |
| | | | |

| R20D INFORMATION | R20D SPECIAL INSTRUCTIONS |
|------------------|---------------------------|
| COLOR | |
| ID PANELS | |
| ID PANEL COLOR | |

| | | | |
|--------------------------|---|---------------|--------------------------|
| Vest Information: | Please check appropriate box for shooting hand | Right: | <input type="checkbox"/> |
| | | Left: | <input type="checkbox"/> |