







**MALE ARMOR SIZING FORM**

<b>Name:</b>		<b>Date:</b>	
<b>Address:</b>		<b>Point Blank Rep:</b>	
<b>City:</b>		<b>Person Measuring:</b>	
<b>State:</b>	<b>Zip:</b>	Sizing Procedure: Measure & determine size in the following sequence, then enter measurements in each box below. For best results - Take all measurements while person is wearing normal duty uniform.	
<b>Agency:</b>			
<b>SRT Supply PO#</b>			
<b>Customer PO#</b>			

**STANDING MEASUREMENTS**

CHEST	RIBCAGE	FRONT LENGTH	BACK LENGTH
			
Measure under the arms, across shoulder blades & around widest part of CHEST.	Measure around Back and across stomach above the Duty Belt at the widest section of the ABDOMEN.	Measure from top of STERNUM bone to the point two fingers width above the top of the duty belt while standing.	Measure from LARGE BONE at base of neck (center of back) to the point two fingers above the top of GUN BELT while standing.

Height	Weight	OFFICIAL USE ONLY		SITTING MEASUREMENTS	
		Front Size	Rear Size	FRONT	BACK
					
<b>VEST INFORMATION</b>					
<b>Body Armor:</b>				Measure from top of STERNUM bone to the point two fingers width above the top of the duty belt while standing.	Measure from LARGE BONE at base of neck (center of back) to the point two fingers above the top of GUN BELT while standing.
<b>Outershells/Carriers:</b>					
<b>Accessories:</b>					
<b>Trauma Insert</b>		<b>Soft</b>			
		<b>Hard</b>			
<b>SPECIAL INSTRUCTIONS</b>					

R20D INFORMATION		R20D SPECIAL INSTRUCTIONS	
<b>COLOR</b>			
<b>ID PANEL</b>			
<b>ID PANEL COLOR</b>			

<b>Vest Information:</b>	Please check appropriate box for shooting hand	<b>Right:</b>	
		<b>Left:</b>	